
Oxford[®] Quickfit

Slings

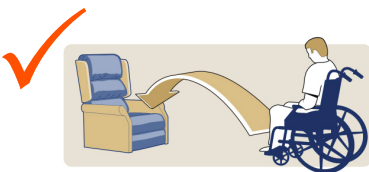


Quickfit

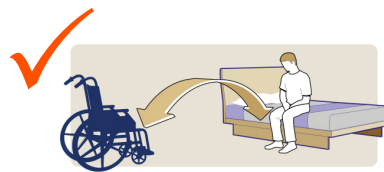
The Oxford® Quickfit sling is an easy to fit general-purpose, sling with divided leg sections, designed to suit around 85% of clients. The Quickfit design has become one of the most recognised sling choices available today.

- ✓ Available in polyester solid or net material options
- ✓ Optional padded leg sections for increased comfort
- ✓ Colour coded binding indicates sling size
- ✓ Positioning handles allow easy patient repositioning
- ✓ Coloured attachment loops promote correct/safe positioning
- ✓ Modesty loop helps protect patient dignity during transfer
- ✓ Can be customised to fulfil patient specific needs

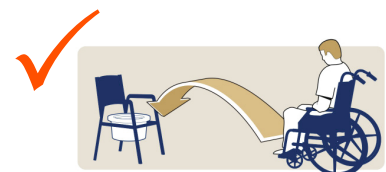
Size	Poly	Mesh	Padded	SWL
XS	Special Order	Special Order	Special Order	227kg
S	LG6043	LG6051	LG6047	227kg
M	LG6055	LG6063	LG6059	227kg
L	LG6067	LG6075	LG6071	227kg
XL	Special Order	Special Order	Special Order	227kg



Chair to Chair



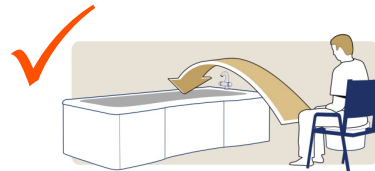
Bed to Chair/Chair to Bed



Chair to Commode/Toilet



Floor to Bed/Chair
(Head Support recommended)



Transfer to Bath





At Enable we source quality, affordable and innovative products globally and have them available for fast delivery. But we do more than just provide products.

We give the knowledge and support to help our customers grow their business and deliver better life care.



ENABLE LIFECARE PTY LTD

T 1300 370 370

enablelifecare.com.au